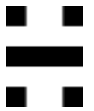


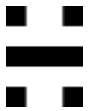
Huddly macOS Driver Release Notes

September 2023



Contents of this document

Huddly macOS Driver Release Notes	1
Contents of this document	2
Introduction	3
Requirements	3
Installation	3
Release details	4
Release 2.0 (031)	4
Camera Driver (2.0/031)	4
Network Driver (1.9/031)	4
Known limitations	4
Known issues	4
Release 2.0 (026)	5
Camera Driver (2.0/026)	5
Network Driver (1.2/026)	5
Known limitations	5
Known issues	5
Get help and more information	6



Introduction

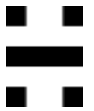
Huddly Driver Manager installs the necessary drivers on your macOS computer in order to use Huddly L1 or S1 network cameras. The package contains drivers for the Huddly Network adapter and a virtual camera driver. Both drivers need to be installed in order for the camera to work.

Requirements

- macOS 12.3 or newer
- Huddly L1 or S1 camera firmware 1.3.3 or higher

Installation

Please refer to the Huddly Driver Manager Installation Guide for your camera located on <https://huddly.com/setup>



Release details

Release 2.0 (031)

This release includes only updates to the Camera Driver.

Camera Driver (2.0/031)

This release includes:

- The driver is now notarized and stapled for offline installation.
- Minor UI improvements and changes.

Network Driver (1.9/031)

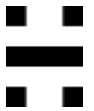
This is the same driver as Network Driver (1.2/026), only the version number has changed.

Known limitations

- When connecting the usb cable there is no user feedback until the camera is available in the video application client.
- The driver will only work on macOS version 12.3 or newer.
- The driver will not work with multiple Huddly L1/Huddly S1 cameras connected to the same computer.
- Camera control is only available from the Huddly App.

Known issues

- In some circumstances if you disconnect the usb cable during streaming the video freezes and will be displayed until you select another camera.
- In some circumstances the video quality might be affected if the usb cable is connected to the computer when in sleep mode.
- In some rare cases the network driver can be lost and to remediate this a reboot or unplug and replug the usb cable is needed.
- In some cases video instability can be observed when the Huddly network adapter is not connected directly to the computer.



Release 2.0 (026)

This is the initial release of Huddly Driver Manager for macOS.

This software application contains the drivers needed in order to use Huddly L1 and Huddly S1 cameras on macOS. Both drivers must be installed and activated in order to use a camera.

Camera Driver (2.0/026)

This is the initial release of the virtual camera driver for macOS.

This driver takes the video stream from the Huddly L1 or S1 camera and presents it as a virtual camera device in the video application client. The camera will only be available in the video client when the driver can communicate with the camera.

Network Driver (1.2/026)

This is the initial release of the Huddly Network adapter driver for macOS.

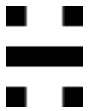
This driver is needed to enable network connectivity between the computer and the Huddly L1 or S1 camera.

Known limitations

- When connecting the usb cable there is no user feedback until the camera is available in the video application client.
- This driver will only work on macOS version 12.3 or newer.
- The driver will not work with multiple Huddly L1/Huddly S1 cameras connected to the same computer.

Known issues

- In some circumstances if you disconnect the usb cable during streaming the video freezes and will be displayed until you select another camera.
- In some circumstances the video quality might be affected if the usb cable is connected to the computer when in sleep mode.
- In some rare cases the network driver can be lost and to remediate this a reboot or unplug and replug the usb cable is needed.
- In some cases video instability can be observed when the Huddly network adapter is not connected directly to the computer.



Get help and more information

For more information about installing and setup of the Huddly L1, please refer to <https://www.huddly.com/setup/l1/>

For more information about installing and setup of the Huddly S1, please refer to <https://www.huddly.com/setup/s1/>

For more information about the Huddly L1 or other Huddly product, please visit <https://www.huddly.com/conference-cameras/>

For help and support with the Huddly L1 or other Huddly products, please visit <https://support.huddly.com/>

If you need to contact product support please use the form found at <https://support.huddly.com/contact/>